


2  
ZONE


30  
HEIGHT (mm)



## STILMAT BARON

Lux Brush/Carpet - open

Code: BOBC



The BARON is the highest aludoormat in range. For picking up significant amounts of coarse. Imagine your impressive entrance with BARON STILMAT doormat. Suitable for internal use and for extreme frequency of passengers. This model is with thorough brushes for an extra cleaning effect and high quality dust control carpet, ideal for picking up coarse dirt, fine dirt and moisture. Anodized aluminum doormat model with 30 mm height. The weather-proof solution among the robust solution. Flexible roll-up, extremely hard-wearing entrance mat for laying on the floor.



Ideal for: Coarse dirt, fine dirt and moisture



The weather-proof solution



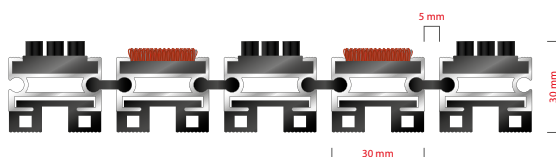
Roll-over and drive-over capability: Wheelchairs, Prams, Hand and Light shopping trolleys



Aluminum coating: Fully anodized



Logo options: Logo engraving



# STILMAT BARON

Lux Brush/Carpet - open

**Code: BOBC**

Model	BARON (Lux Brush & Carpet)
Tread surface (inlay):	Lux brushes recessed, robust and high quality dust control carpet, durable and luxurious character. Made from 100% Polyamide. Weather-proof
Ideal for:	Coarse dirt, fine dirt and moisture
Colors:	Black, Grey, Brown...
Version	Open system
Code	BOBC
Approx. height (mm)	30
Entrance position	Covered outdoor areas, gateways, passages
Zones: I – II - III	Zone: II
Load	Extreme
Footfall	Daily footfall of 2000 and up
Roll-over and drive-over capability:	Wheelchairs, Prams, Hand and Light shopping trolleys
Support chassis	Made from rigid anodized aluminum with rubber sound insulation underlay
Aluminum coating:	Fully anodized, to increase resistance to corrosion and wear. More aesthetically pleasing finish and harder surface than pure aluminum.
Aluminum material thickness (mm)	1.2
Connection	Strong and flexible PVC connection strip, the entire width
Standard profile clearance approx. (mm)	5 mm (optional 3mm for automatic/revolving doors)
Slip resistance	R 11 slip resistance as per DIN 51130
Max width/profile length for each individual section (mm):	6000
Max depth/walking depth for individual units (mm):	Any
Mat divisions as per factory standards or customer specifications	Recommended maximum mat weight of 45 kg
Depth for individual units (mm):	Cca 30
Stationary load kg/100cm <sup>2</sup>	2200
Weight (kg/m <sup>2</sup> )	Cca 25
Logo options:	Logo engraving
Contact	STILMAT

Guarantee: 5 years on aluminum parts and construction