


3
ZONE


20
HEIGHT (mm)



STILMAT EMPIRE

Carpet - open

Code: TOC



EMPIRE is an optimal, wider and modern aludoormat, with double inlay. Imagine your impressive entrance with Empire STILMAT doormat. Extra wide for all buildings with high demands in regard to resilience and harmonious appearance. Suitable for internal use and for normal to heavy frequency of passengers. This model is with profiled rubber inserts and high quality dust control carpet. Ideal for picking up coarse dirt, fine dirt and moisture. Anodized aluminum doormat model with 22mm height. The weather-proof solution among the robust solution.



Ideal for: Coarse dirt, fine dirt and moisture



The weather-proof solution



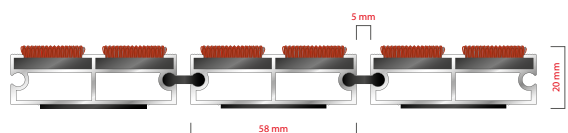
Roll-over and drive-over capability: Wheelchairs, Prams, Hand and Light shopping trolleys



Aluminum coating: Fully anodized



Logo options: Logo engraving



STILMAT EMPIRE

Carpet - open

Code: TOC

Model	Empire (Carpet)
Tread surface (inlay):	High quality dust control carpet, durable and luxurious character. Made from 100% Polyamide. Weather-proof
Ideal for	Fine dirt and moisture
Colors:	Black, Grey, Brown...
Version	Open system
Code	TOC
Approx. height (mm)	20
Entrance position	Indoors
Zones: I – II - III	Zone: III
Load	Heavy
Footfall	Daily footfall up to 2000
Roll-over and drive-over capability:	Wheelchairs, Prams, Hand and Light shopping trolleys
Support chassis	Made from rigid anodized aluminum with rubber sound insulation underlay
Aluminum coating:	Fully anodized, to increase resistance to corrosion and wear. More aesthetically pleasing finish and harder surface than pure aluminum.
Aluminum material thickness (mm)	1.2
Connection	Strong and flexible PVC connection strip, the entire width
Standard profile clearance approx. (mm)	5 mm
Slip resistance	R 11 slip resistance as per DIN 51130
Max width/profile length for each individual section (mm):	6000
Max depth/walking depth for individual units (mm):	Any
Mat divisions as per factory standards or customer specifications	Recommended maximum mat weight of 45 kg
Depth for individual units (mm):	Cca 20
Stationary load kg/100cm ²	2200
Weight (kg/m ²)	Cca 17
Logo options	Logo engraving
Contact	STILMAT

Guarantee: 5 years on aluminum parts and construction