


1
ZONE

24
HEIGHT (mm)




STILMAT PRESIDENT

Lux Brush - open

Code: SOB



The PRESIDENT of all aluminum doormats. Base model from which everything starts. Proven design, rigid profiles. Imagine your impressive entrance with PRESIDENT STILMAT doormat. Suitable for outdoor use and for extreme frequency of passengers. This model is with thorough brushes for an extra cleaning effect, ideal for picking up coarse dirt. Anodized aluminum doormat model with 24mm height. The weather-proof solution among the robust solution. Flexible roll-up, extremely hard-wearing entrance mats produced to fit width and walking depth specifications perfectly.



Ideal for: Coarse dirt



The weather-proof solution



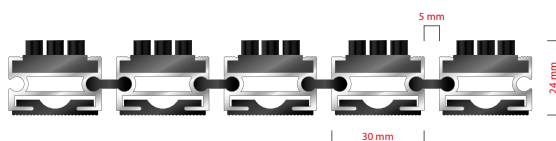
Roll-over and drive-over capability: Wheelchairs, Prams, Hand and Light shopping trolleys



Aluminum coating: Fully anodized



Logo options: Logo engraving



STILMAT PRESIDENT

Lux Brush - open

Code: SOB

Model	PRESIDENT (Lux Brush)
Tread surface (inlay):	Lux brushes recessed, robust. Weather-proof
Ideal for	Coarse dirt
Colors:	Black, Grey
Version	Open system
Code	SOB
Approx. height (mm)	24
Entrance position	Outdoors
Zones: I – II - III	Zone: I
Load	Extreme
Footfall	Daily footfall of 2000 and up
Roll-over and drive-over capability:	Wheelchairs, Prams, Hand and Light shopping trolleys
Support chassis	Made from rigid anodized aluminum with rubber sound insulation underlay
Aluminum coating:	Fully anodized, to increase resistance to corrosion and wear. More aesthetically pleasing finish and harder surface than pure aluminum.
Aluminum material thickness (mm)	1.2
Connection	Strong and flexible PVC connection strip, the entire width
Standard profile clearance approx. (mm)	5 mm (or 3mm for automatic/revolving doors)
Slip resistance	R 13 slip resistance as per DIN 51130
Max width/profile length for each individual section (mm):	6000
Max depth/walking depth for individual units (mm):	Any
Mat divisions as per factory standards or customer specifications	Recommended maximum mat weight of 45 kg
Depth for individual units (mm):	Cca 24
Stationary load kg/100cm ²	2200
Weight (kg/m ²)	Cca 20
Logo options	Logo engraving
Contact	STILMAT

Guarantee: 5 years on aluminum parts and construction