

2
ZONE



16
HEIGHT (mm)



STILMAT PRINZ

Lux Brush/Carpet - open

Code: JOBC



PRINZ is famous and the lowest model of STILMAT alu doormats. Ideal for small pit depth for picking up coarse, fine dirt and moisture. The thorough brushes for an extra cleaning effect and high quality dust control carpet. Anodized aluminum doormat model which is only 16mm high. The weather-proof solution for entrances with normal to heavy visitor frequency. Imagine your impressive entrance with PRINZ STILMAT doormat. Suitable for internal use. Flexible and roll-up, entrance mats produced to fit width and walking depth specifications perfectly.



Ideal for: Coarse dirt, fine dirt and moisture



The weather-proof solution



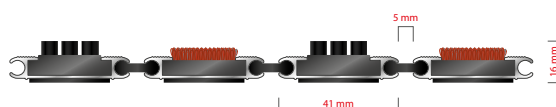
Roll-over and drive-over capability: Wheelchairs, Prams, Hand and Light shopping trolleys



Aluminum coating: Fully anodized



Logo options: Logo engraving



STILMAT PRINZ

Lux Brush/Carpet - open

Code: JOBC

| Model | PRINZ (Brush & Carpet) |
|---|---|
| Tread surface (inlay): | Lux brushes recessed, robust and high quality dust control carpet, durable and luxurious character, made from 100% Polyamide. Weather-proof |
| Ideal for | Coarse dirt, fine dirt and moisture |
| Colors: | Black, Grey, Brown... |
| Version | Open system |
| Code | JOBC |
| Approx. height (mm) | 16 mm |
| Entrance position | Covered outdoor areas, gateways, passages |
| Zones: I – II - III | Zone: II |
| Load | Heavy |
| Footfall | Daily footfall up to 1000 |
| Roll-over and drive-over capability: | Wheelchairs, Prams, Hand and Light shopping trolleys |
| Support chassis | Made from rigid anodized aluminum with rubber sound insulation underlay |
| Aluminum coating | Fully anodized, to increase resistance to corrosion and wear. More aesthetically pleasing finish and harder surface than pure aluminum |
| Aluminum material thickness (mm) | 1.2 |
| Connection | Strong and flexible PVC connection strip, the entire width |
| Standard profile clearance approx. (mm) | 5 mm (or 3mm for automatic/revolving doors) |
| Slip resistance | R 11 slip resistance as per DIN 51130 |
| Max width/profile length for each individual section (mm): | 6000 |
| Max depth/walking depth for individual units (mm): | Any |
| Mat divisions as per factory standards or customer specifications | Recommended maximum mat weight of 45 kg |
| Depth for individual units (mm): | Cca 15 |
| Stationary load kg/100cm ² | 1650 |
| Weight (kg/m ²) | Cca 14 |
| Logo options | Logo engraving |
| Contact | STILMAT |

Guarantee: 5 years on aluminum parts and construction