

2 19


ZONE HEIGHT (mm)



STILMAT ROYAL

Lux Brush/Carpet - open

Code: ROBC



ROYAL is our popular model with noble style. Closely related to some higher models. Imagine your impressive entrance with ROYAL STILMAT doormat. Suitable for internal use and for normal or heavy frequency of passengers. This model is ideal for picking up coarse, fine dirt and moisture. The thorough brushes for an extra cleaning effect and high quality dust control carpet. Anodized aluminum doormat model with 19 mm height. The weather-proof solution among the robust solution.



Ideal for: Coarse dirt, fine dirt and moisture



The weather-proof solution



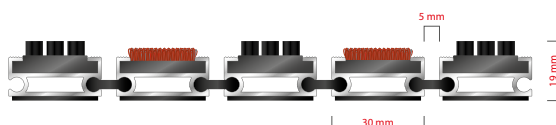

Roll-over and drive-over capability: Wheelchairs, Prams, Hand and Light shopping trolleys



Aluminum coating: Fully anodized



Logo options: Logo engraving



STILMAT ROYAL

Lux Brush/Carpet - open

Code: ROBC

Model	ROYAL (Brush & Carpet)
Tread surface (inlay):	Lux brushes recessed, robust and high quality dust control carpet, durable and luxurious character. Made from 100% Polyamide. Weather-proof
Ideal for	Coarse dirt, fine dirt and moisture
Colors:	Black, Grey, Brown...
Version	Open system
Code	ROBC
Approx. height (mm)	19
Entrance position	Covered outdoor areas, gateways, passages
Zones: I –II - III	Zone: II
Load	Heavy
Footfall	Daily footfall up to 1500
Roll-over and drive-over capability:	Wheelchairs, Prams, Hand and Light shopping trolleys
Support chassis	Made from rigid anodized aluminum with rubber sound insulation underlay
Aluminum coating:	Fully anodized, to increase resistance to corrosion and wear. More aesthetically pleasing finish and harder surface than pure aluminum.
Aluminum material thickness (mm)	1.2
Connection	Strong and flexible PVC connection strip, the entire width
Standard profile clearance approx. (mm)	5 mm (or 3mm for automatic/revolving doors)
Slip resistance	R 11 slip resistance as per DIN 51130
Max width/profile length for each individual section (mm):	6000
Max depth/walking depth for individual units (mm):	Any
Mat divisions as per factory standards or customer specifications	Recommended maximum mat weight of 45 kg
Depth for individual units (mm):	Cca 19
Stationary load kg/100cm ²	2200
Weight (kg/m ²)	Cca 16
Logo options	Logo engraving
Contact	STILMAT

Guarantee: 5 years on aluminum parts and construction