


3
ZONE


19
HEIGHT (mm)



STILMAT ROYAL

Lux Brush/Rubber - closed

Code: RCBR



ROYAL is our popular model with noble style. Closely related to some higher models. The alternative system with closed design. Imagine your impressive entrance with ROYAL STILMAT doormat. Suitable for outdoor use and for normal or heavy frequency of passengers. Ideal for middle pit depth for picking up coarse dirt. The thorough brushes for an extra cleaning effect and profiled rubber inserts. Anodized aluminum doormat model with 19mm height. The weather-proof solution among the robust solution.



Ideal for: Coarse dirt, fine dirt and moisture



The weather-proof solution



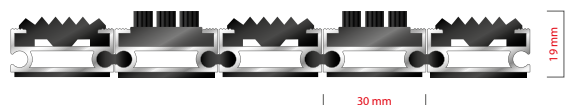
Roll-over and drive-over capability: Wheelchairs, Prams, Hand and Light shopping trolleys



Aluminum coating: Fully anodized



Logo options: Logo engraving



STILMAT ROYAL

Lux Brush/Rubber - closed

Code: RCBR

Model	ROYAL (Lux Brush & Rubber)
Tread surface (inlay):	Lux brushes recessed, robust and profiled rubber inserts Weather-proof
Ideal for	Coarse dirt
Colors:	Black, Grey, Brown...
Version	Closed system
Code	RCBR
Approx. height (mm)	19
Entrance position	Outdoors
Zones: I – II - III	Zone: III
Load	Heavy
Footfall	Daily footfall up to 1500
Roll-over and drive-over capability:	Wheelchairs, Prams, Hand and Light shopping trolleys
Support chassis	Made from rigid anodized aluminum with rubber sound insulation underlay
Aluminum coating:	Fully anodized, to increase resistance to corrosion and wear. More aesthetically pleasing finish and harder surface than pure aluminum.
Aluminum material thickness (mm)	1.2
Connection	Strong PVC connection strip, the entire width
Standard profile clearance approx. (mm)	0 mm closed system
Slip resistance	R 10 slip resistance as per DIN 51130
Max width/profile length for each individual section (mm):	6000
Max depth/walking depth for individual units (mm):	Any
Mat divisions as per factory standards or customer specifications	Recommended maximum mat weight of 45 kg
Depth for individual units (mm):	Cca 19
Stationary load kg/100cm ²	2200
Weight (kg/m ²)	Cca 20
Logo options	Logo engraving
Contact	STILMAT

Guarantee: 5 years on aluminum parts and construction