


1
ZONE


19
HEIGHT (mm)



STILMAT ROYAL

Lux Brush - open

Code: ROB



ROYAL is our popular model with noble style. Close related with some higher models. Imagine your impressive entrance with ROYAL STILMAT doormat. Suitable for outdoor use and for normal or heavy frequency of passengers. This model is ideal for picking up large quantities of coarse dirt. The thorough brushes for an extra cleaning effect. Anodized aluminum doormat model with 19 mm height. The weather-proof solution among the robust solution. Flexible roll-up, extremely hard-wearing entrance mats produced to fit width and walking depth specifications perfectly.



Ideal for: Coarse dirt, fine dirt and moisture



The weather-proof solution



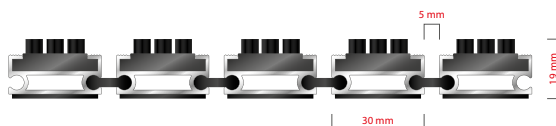
Roll-over and drive-over capability: Wheelchairs, Prams, Hand and Light shopping trolleys



Aluminum coating: Fully anodized



Logo options: Logo engraving



STILMAT ROYAL

Lux Brush - open

Code: ROB

Model	ROYAL (Lux Brush)
Tread surface (inlay):	Lux brushes recessed, robust . Weather-proof
Ideal for	Coarse dirt
Colors:	Black, Grey,
Version	Open system
Code	ROB
Approx. height (mm)	19
Entrance position	Outdoor
Zones: I – II – III	Zone: I
Load	Heavy
Footfall	Daily footfall up to 1500
Roll-over and drive-over capability:	Wheelchairs, Prams, Hand and Light shopping trolleys
Support chassis	Made from rigid anodized aluminum with rubber sound insulation underlay
Aluminum coating:	Fully anodized, to increase resistance to corrosion and wear. More aesthetically pleasing finish and harder surface than pure aluminum.
Aluminum material thickness (mm)	1.2
Connection	Strong and flexible PVC connection strip, the entire width
Standard profile clearance approx. (mm)	5 mm (or 3mm for automatic/revolving doors)
Slip resistance	R 13 slip resistance as per DIN 51130
Max width/profile length for each individual section (mm):	6000
Max depth/walking depth for individual units (mm):	Any
Mat divisions as per factory standards or customer specifications	Recommended maximum mat weight of 45 kg
Depth for individual units (mm):	Cca 19
Stationary load kg/100cm ²	2200
Weight (kg/m ²)	Cca 16
Logo options	Logo engraving
Contact	STILMAT

Guarantee: 5 years on aluminum parts and construction