


1 30


ZONE HEIGHT (mm)



## STILMAT BARON

Lux Brush/Rubber – closed

Code: BCBR



The **BARON** is the highest aludoormat in range. For picking up significant amounts of dirt. Imagine your impressive entrance with BARON STILMAT doormat. Suitable for outdoor use and for extreme frequency of passengers. This model is with thorough brushes for an extra cleaning effect and profiled rubber inserts, ideal for picking up coarse dirt. Anodized aluminum doormat model with 30mm height. The weather-proof solution among the robust solution. Closed hard-wearing entrance mats, produced to fit width and walking depth specifications perfectly.



Ideal for: Coarse dirt



The weather-proof solution



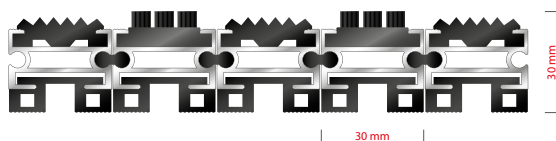

Roll-over and drive-over capability: Wheelchairs, Prams, Hand and Light shopping trolleys



Aluminum coating: Fully anodized



Logo options: Logo engraving



# STILMAT BARON

Lux Brush/Rubber – closed

**Code: BCBR**

Model	BARON (Lux Brush & Rubber)
Tread surface (inlay):	Lux brushes recessed, robust and profiled rubber inserts. Weather-proof
Ideal for:	Coarse dirt
Colors:	Black, Grey, Brown...
Version	Closed system
Code	BCBR
Approx. height (mm)	30
Entrance position	Outdoors
Zones: I – II - III	Zone: I
Load	Extreme
Footfall	Daily footfall of 5000 and up
Roll-over and drive-over capability:	Wheelchairs, Prams, Hand and Light shopping trolleys
Support chassis	Made from rigid anodized aluminum with rubber sound insulation underlay
Aluminum coating:	Fully anodized, to increase resistance to corrosion and wear. More aesthetically pleasing finish and harder surface than pure aluminum.
Aluminum material thickness (mm)	1.2
Connection	Strong and flexible PVC connection strip, the entire width
Standard profile clearance approx. (mm)	0 mm
Slip resistance	R 10 slip resistance as per DIN 51130
Max width/profile length for each individual section (mm):	6000
Max depth/walking depth for individual units (mm):	Any
Mat divisions as per factory standards or customer specifications	Recommended maximum mat weight of 45 kg
Depth for individual units (mm):	Cca 30
Stationary load kg/100cm <sup>2</sup>	2200
Weight (kg/m <sup>2</sup> )	Cca 25
Logo options:	Logo engraving
Contact	STILMAT

Garancija: 5 godina na aluminijumske delove i konstrukciju