




ZONE


HEIGHT (mm)



## STILMAT DICTATOR

Lux Brush/Rubber - open

Code: DOBR



The DICTATOR is the "strongest" model among all STILMAT aluminum doormats. Specially reinforced aluminum construction (2 to 2.5 times comparing to the standard models), where profiles are connected with thick galvanized steel cable and rubber spacers. This model fulfill the needs of facilities with extreme visitors frequency and heavy duty roll-over and drive over capability of any kind of trolley and even forklifts. Profile standard clearance of 5 mm, or 3 mm available as an option for revolving door drives, in accordance with EN 16005.



Ideal for: Coarse dirt



The weather-proof solution



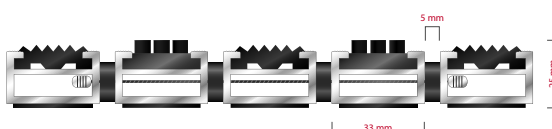
Roll-over and drive-over capability: Wheelchairs, Prams, Hand and Light shopping trolleys



Aluminum coating: Fully anodized



Logo options: Logo engraving



# STILMAT DICTATOR

Lux Brush/Rubber - open

**Code: DOBR**

Model	DICTAOR (Lux Brush & Rubber)
Tread surface (inlay):	Lux brushes recessed, robust and profiled rubber inserts. Weather-proof
Ideal for:	Coarse dirt
Colors:	Black, Grey, Brown...
Version	Open system
Code	DOBR
Approx. height (mm)	25
Entrance position	Outdoors
Zones: I – II - III	Zone: I
Load	Extreme
Automatic door systems	Profile clearance of 3 mm available as an option for revolving door drives, in accordance with EN 16005
Footfall	Daily footfall of 2000 and up
Roll-over and drive-over capability:	Wheelchairs, Prams, Hand and Light shopping trolleys...Forklifts
Support chassis	Made from rigid aluminum with rubber sound insulation underlay
Aluminum material thickness (mm)	2.5
Connection	Galvanized steel cable and rubber spacers
Standard profile clearance approx. (mm)	5 mm (or 3mm for automatic/revolving doors)
Slip resistance	R 10 slip resistance as per DIN 51130
Max width/profile length for each individual section (mm):	6000
Max depth/walking depth for individual units (mm):	Any
Mat divisions as per factory standards or customer specifications	Recommended maximum mat weight of 45 kg
Depth for individual units (mm):	Cca 25
Stationary load kg/100cm <sup>2</sup>	4000
Weight (kg/m <sup>2</sup> )	Cca 30
Logo options:	Logo engraving
Contact	STILMAT

Guarantee: 5 years on aluminum parts and construction