




ZONE



HEIGHT (mm)



## STILMAT EXECUTIVE

Lux Brush/Ribbed carpet - open

Code: EOBL



EXECUTIVE aludoormat from STILMAT is a top value deal. Like its name says, successful executive doormat, "budget- friendly", which meets the basic characteristics of similar Stilmat models. It is a modern design aluminum doormat, with 25 mm height. Standard space between profiles guarantee to collect dirt. Ideal for medium pit depth for picking up coarse dirt, fine dirt and moisture. The thorough brushes for an extra cleaning effect and high quality ribbed carpet. Suitable for internal use, for entrances with normal visitor frequency. Imagine your impressive entrance with EXECUTIVE STILMAT doormat.



Ideal for: Coarse dirt, fine dirt and moisture



The weather-proof solution



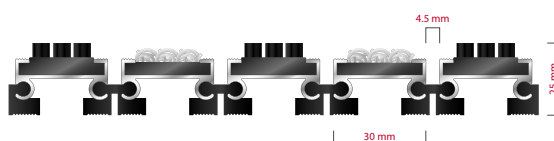
Roll-over and drive-over capability: Wheelchairs, Prams, Hand and Light shopping trolleys



Aluminum coating: Fully anodized



Logo options: Logo engraving



# STILMAT EXECUTIVE

Lux Brush/Ribbed carpet - open

**Code: EOBL**

Model	EXECUTIVE (Lux Brush & Ribbed carpet)
Tread surface (inlay):	Lux brushes recessed, robust and High quality ribbed carpet for Public buildings (A+EFL) , durable and luxurious character. Made from 100% Polyamide with gel backing. Weather-proof
Ideal for	Coarse dirt, fine dirt and moisture
Colors:	Black, Grey, Brown...
Version	Open system
Code	EOBL
Approx. height (mm)	25
Entrance position	Covered outdoor areas, gateways, passages, indoors
Zones: I – II – III	II
Load	Normal
Footfall	Daily footfall up to 1000
Roll-over and drive-over capability:	Wheelchairs, Prams, Hand and Light shopping trolleys
Support chassis	Made from rigid aluminum with rubber sound insulation underlay
Aluminum material thickness (mm)	1.0
Connection	Strong and flexible PVC connection strip, the entire width
Standard profile clearance approx. (mm)	4.5 mm
Slip resistance	R 11 slip resistance as per DIN 51130
Max width/profile length for each individual section (mm):	6000
Max depth/walking depth for individual units (mm):	Any
Mat divisions as per factory standards or customer specifications	Recommended maximum mat weight of 45 kg
Depth for individual units (mm):	Cca 25
Stationary load kg/100cm <sup>2</sup>	1500
Weight (kg/m <sup>2</sup> )	Cca 20
Logo options	Logo engraving
Contact	STILMAT

Guarantee: 5 years on aluminum parts and construction