

3

ZONE



12

HEIGHT (mm)

## STILMAT PRINZ

Ribbed carpet - closed

Code: JCL



PRINZ is famous and the lowest model of STILMAT alu doormats. The alternative system with closed design. Ideal for small pit depth for picking up fine dirt and moisture. Anodized aluminum doormat model with 12mm height and high quality ribbed carpet. The weather-proof solution for entrances with normal to heavy visitor frequency. Imagine your impressive entrance with PRINZ STILMAT doormat. Suitable for internal use. Closed, hard-wearing entrance mats produced to fit width and walking depth specifications perfectly. Suitable for wheeled traffic.



Ideal for: Fine dirt and moisture



The weather-proof solution



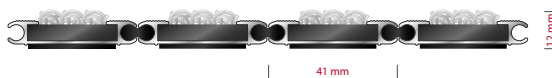
Roll-over and drive-over capability: Wheelchairs, Prams, Hand and Light shopping trolleys



Aluminum coating: Fully anodized



Logo options: Logo engraving



# STILMAT PRINZ

Ribbed carpet - closed

**Code: JCL**

Model	PRINZ (Ribbed carpet)
Tread surface (inlay):	High quality ribbed carpet for Public buildings (A+EFL) , durable and luxurious character. Made from 100% Polyamide with gel backing. Weather-proof
Ideal for	Fine dirt and moisture
Colors:	Black, Grey, Brown...
Version	Closed system
Code	JCL
Approx. height (mm)	12
Entrance position	Indoors
Zones: I – II - III	Zone: III
Load	Heavy
Footfall	Daily footfall up to 1000
Roll-over and drive-over capability:	Wheelchairs, Prams, Hand and Light shopping trolleys
Support chassis	Made from rigid anodized aluminum with rubber sound insulation underlay
Aluminum coating	Fully anodized, to increase resistance to corrosion and wear. More aesthetically pleasing finish and harder surface than pure aluminum
Aluminum material thickness (mm)	1.2
Connection	Strong PVC connection strip, the entire width
Standard profile clearance approx. (mm)	0 mm
Tread surface	Recessed, robust, weather-proof, high quality dust control carpet , rubber or brush strips
Slip resistance	R 11 slip resistance as per DIN 51130
Max width/profile length for each individual section (mm):	6000
Max depth/walking depth for individual units (mm):	Any
Mat divisions as per factory standards or customer specifications	Recommended maximum mat weight of 45 kg
Depth for individual units (mm):	Cca 12
Stationary load kg/100cm <sup>2</sup>	1650
Weight (kg/m <sup>2</sup> )	Cca 17
Logo options	Logo engraving
Contact	STILMAT

Guarantee: 5 years on aluminum parts and construction